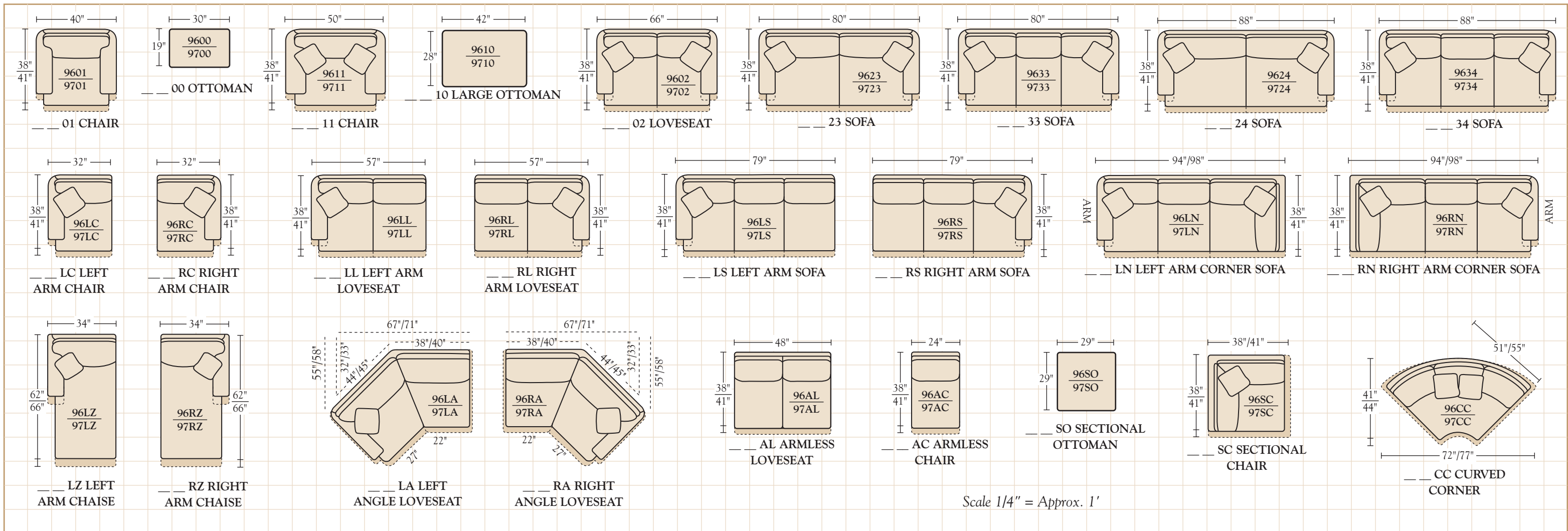


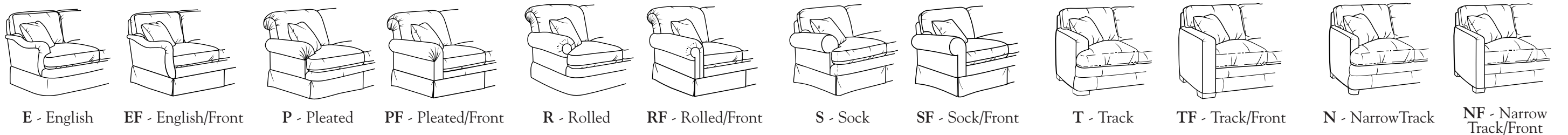
# SHERRILL FURNITURE 9600/9700 SERIES DESIGN YOUR OWN

Select Your Depth: 96 or 97 Choose your Style Number, then Choose from the ARM, BACK, and BASE. Options shown below. List the corresponding Option Letter after your 96/97 series Style Number.

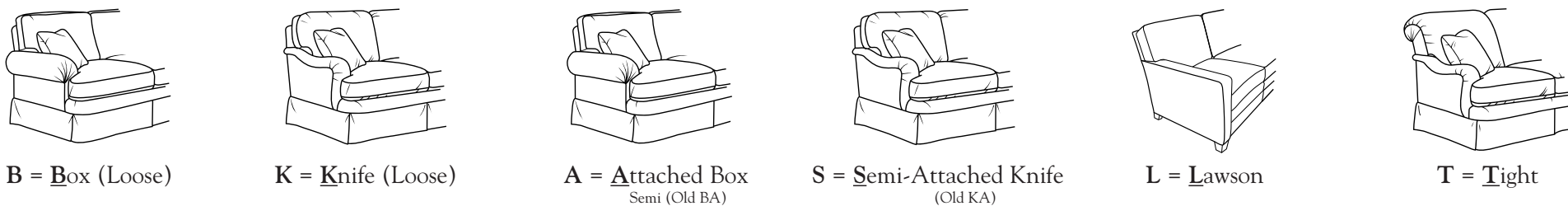
EXAMPLE: THE 9601 CHAIR ordered with the ENGLISH ARM, BOX BACK, and UPHOLSTERED BASE should be ordered as 9601-EBU CHAIR.



## Choose The Arm Style



## Choose The Back Style



**96 - Series Dimensions**  
 Height: **37** in.  
 Overall Depth: **38** in.  
 Seat Depth: **22** in.  
 Arm Height: 25 in.  
 Seat Height: 19 in.

**97 - Series Dimensions**  
 Height: **39** in.  
 Overall Depth: **41** in.  
 Seat Depth: **24** in.  
 Arm Height: 25 in.  
 Seat Height: 19 in.

Note: All dimensions are approximate and will vary slightly based on Options.

## Choose The Base

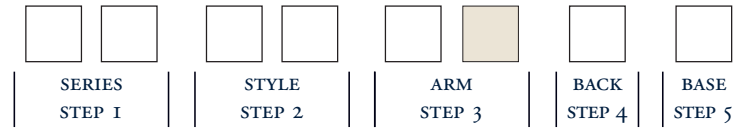


# SHERRILL FURNITURE



## 9600/9700 DESIGN YOUR OWN SERIES

All the Design Your Own Series frames are available in the traditional 96 series scale or the more generously scaled 97 series. The 96 or 97 prefix determines the scale of your Sofa, Chair or Sectional. You can then personalize your frame choice by selecting Arm, Back and Base options to suite your individual style.



### 1 SELECT YOUR SCALE

96 or 97 Series number indicates your depth and height.



### 2 SELECT YOUR FRAME STYLE

#### Chairs / Sofas:

- 01- Chair
- 00- Ottoman
- 11- Chair & ½
- 10- Large Ottoman
- 02- Two Cushion 66" Loveseat
- 23- Two Cushion 80" Sofa
- 33- Three Cushion 80" Sofa
- 24- Two Cushion 88" Sofa
- 34- Three Cushion 88" Sofa

#### Sectional Pieces:

- LC-Left Arm Chair
- RC-Right Arm Chair
- LL-Left Arm Loveseat
- RL-Right Arm Loveseat
- LS-Left Arm Sofa
- RS-Right Arm Sofa
- LN-Left Arm Corner Sofa
- RN-Right Arm Corner Sofa
- LZ-Left Arm Chaise
- RZ-Right Arm Chaise
- LA-Left Angle Loveseat
- RA-Right Angle Loveseat
- AL-Armless Loveseat
- AC-Armless Chair
- SO-Sectional Ottoman
- SC-Sectional Chair
- CC-Curved Corner

### 3 SELECT YOUR ARM STYLE

- T-Cushion Arms:**
- E-English
  - R-Rolled
  - P-Pleated
  - S-Sock
  - T-Track
  - N-Narrow Track
- Arms To The Front:**
- EF-English Front
  - RF-Rolled Front
  - PF-Pleated Front
  - SF-Sock Front
  - TF-Track Front
  - NF-Narrow Track Front



**Curved Front Base/Leg**  
is featured when you select T-Cushion Arm.



**Square Front Base/Leg**  
is featured when you select Arm to the Front.

### 4 SELECT YOUR BACK STYLE

- B-Box (Loose)
- K-Knife (Loose)
- A-Attached Box (Semi)
- S-Semi-Attached Knife
- L-Lawson
- T-Tight

### 5 SELECT YOUR BASE STYLE

- S-Skirt
- D-Dressmaker
- U-Upholstered
- B-Bun
- W-Wood
- L-Large Tapered Block
- T-Tapered
- H-High Tapered
- G-Grand Turned

#### STANDARD CONSTRUCTION

Arm Height: 25 in.  
 Approximate Seat Height: 19 in.  
 Standard Finish: Antique Walnut – Exposed Wood bases  
 Also available in any Custom- Line Finish (see price list for upcharges)  
 Skirted and Upholstered Bases are standard and only available in: Walnut



#### 9701-PKS Chair

Arm: P-Pleated, Back: K-Knife, Base: S-Skirted, Shown with 1 Optional #3 Throw Pillow



#### 9623-NLT Two Cushion 80" Sofa

Arm: N-Narrow Track, Back: L-Lawson, Base: T-Tapered



#### 9734-NFBH Three Cushion 88" Sofa

Arm: NF-Narrow/Front Track, Back: B-Box, Base: H-High Tapered



#### 9611-EFKG Chair & ½

Arm: EF-English/Front, Back: K-Knife, Base: G-Grand Turned

#### 9610-XXG Large Ottoman

Base: G-Grand Turned

### 9600/9700 DESIGN YOUR OWN SERIES

Creating your own personal upholstery has never been easier! Shown are a few samples of the infinite design possibilities available. See reverse side for full program assortment.



#### 96LS-SFTU Left Arm Sofa, 96SC-XTU Sectional Chair, 96AL-XTU Armless Loveseat, 96RZ-SFTU Right Arm Chaise

Options Shown: Arm: SF-Sock/Front, Back: T-Tight, Base: U-Upholstered. Shown with 3 extra throw pillows.